
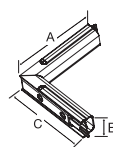

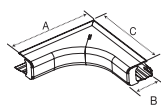

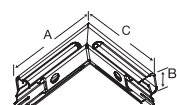

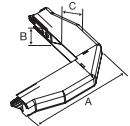

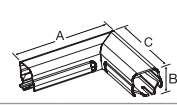

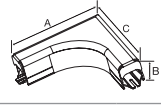

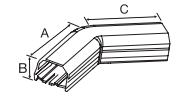

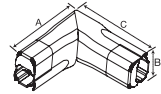


Elbows	Description	Color	HBL500 Series	HBL750 Series	Description	Color	HBL500 and HBL750 Series
	Internal Elbow For inside surfaces at right angles.	Ivory White	HBL517IV HBL517W A: 3.33" (84.51) B: .58" (14.73) C: 3.33" (84.51)	HBL717IV HBL717W A: 3.33" (84.51) B: .90" (22.86) C: 3.33" (84.51)	Internal Elbow Bend Radius For inside surface at right angles requiring a 1.5" (38.10) bend radius. Suitable for Category 5, 5e, 6 and 6A applications.	Ivory White	HBL5717BRIV — A: 3.33" (84.51) B: .91" (23.11) C: 3.33" (84.51)
	 				 		
	External Elbow For outside surfaces at right angles.	Ivory White	HBL518IV HBL518W A: 2.59" (65.71) B: .58" (14.73) C: 2.59" (65.71)	HBL718IV HBL718W A: 2.59" (65.71) B: .90" (22.86) C: 2.59" (65.71)	External Elbow Bend Radius For outside surfaces at right angles requiring a 1.5 in. (38.10) bend radius. Suitable for Category 5, 5e, 6 and 6A applications.	Ivory White	HBL5718BRIV — A: 4.86" (123.43) B: .78" (19.80) C: 1.35" (34.28)
	 				 		
90° Flat Elbow For right angle turns on same surface.	Ivory White	HBL511IV HBL511W A: 2.68" (68.13) B: .61" (15.50) C: 2.68" (68.13)	HBL711IV HBL711W A: 2.68" (68.13) B: .90" (22.86) C: 2.68" (68.13)	Flat Elbow Bend Radius For right angle turns requiring a 1.5 in. (38.10) bend radius. Suitable for Category 5, 5e, 6 and 6A applications.	Ivory White	HBL5711BRIV — A: 3.16" (80.34) B: .91" (23.11) C: 3.16" (80.34)	
 				 			
45° Flat Elbow For diagonal 45° turns on same surface.	Ivory White	HBL512IV — A: 2.46" (62.61) B: .58" (14.73) C: 2.46" (62.61)	HBL712IV — A: 2.70" (68.49) B: .91" (23.06) C: 2.70" (68.49)	Internal Twisted Elbows For 90° twist with 90° turn. For double turn at right angles from one to another. From a flat run on a side wall to a flat run on a ceiling, edge of door or window trim.	Ivory White Ivory White	Right Elbow HBL5711RHIV HBL5711RHW Left Elbow HBL5711LHIV HBL5711LHW A: 2.98" (75.72) B: .94" (23.75) C: 3.00" (76.20)	
 				 			

Tees	Description	Color	HBL500 and HBL750 Series	Description	Color	HBL500 and HBL750 Series
	Tee Fitting For branches at right angles.	Ivory White	HBL5715IV HBL5715W A: 3.06" (77.67) B: 1.14" (28.86) C: 3.03" (76.96)	Tee Fitting Bend Radius For branches at right angles requiring a 1.5 in. (38.10) bend radius. Suitable for Category 5, 5e, 6 and 6A applications.	Ivory White	HBL5715BRIV — A: 5.55" (140.88) B: .90" (22.86) C: 3.16" (80.34)
